

For wood, concrete and steel attachments see Roof Anchorage Detail, Form No. CB-60.

**STRUCTURALLY CALCULATED WELDED ROOF CURBS FOR YORK UNITS**

ProVent P/N	A	WEIGHT
CBWCSLM183008	8"	159 Lbs
CBWCSLM183011	11"	185 Lbs
CBWCSLM183014	14"	211 Lbs
CBWCSLM183024	24"	370 Lbs

ZJ/ZR 180-300: ZF 210-300: XP 180-240

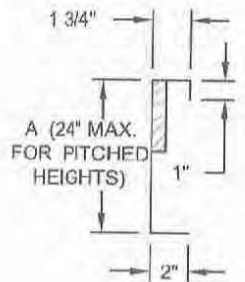
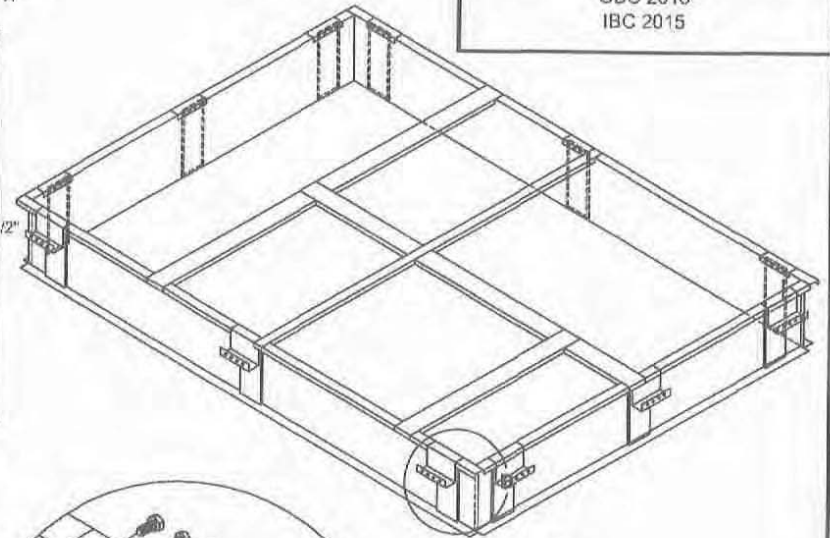
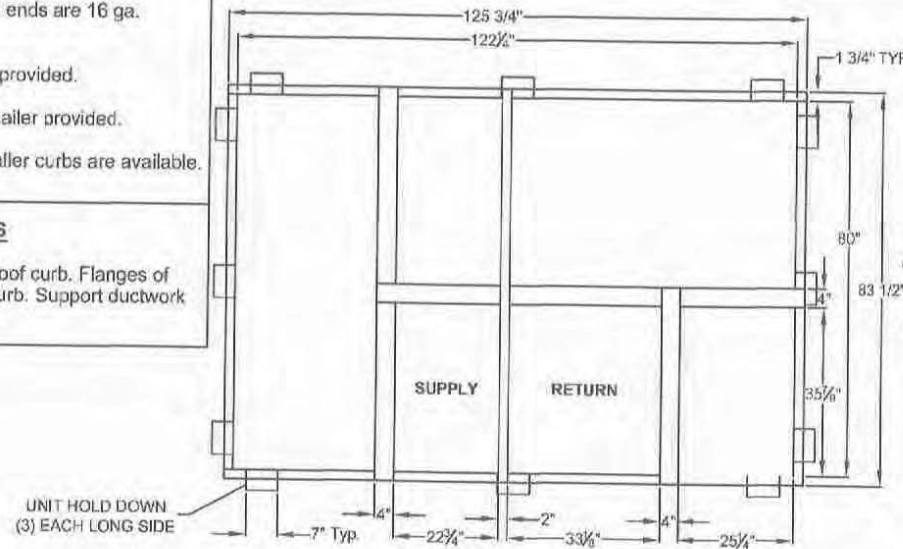
Meets seismic requirements for the following codes:  
CBC 2016  
IBC 2015

**FEATURES**

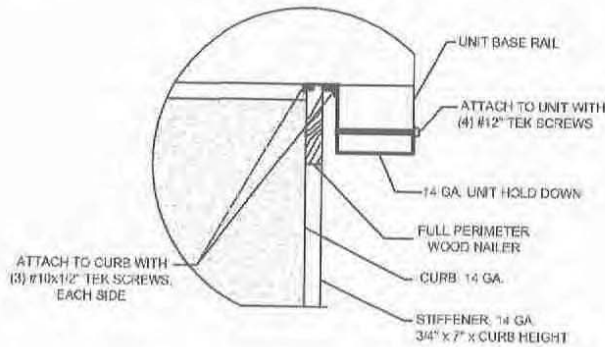
- Roof curb sides and ends are 16 ga. galvanized steel.
- Gasketing package provided.
- Heat treated wood nailer provided.
- Pitched curbs and taller curbs are available.

**NOTES**

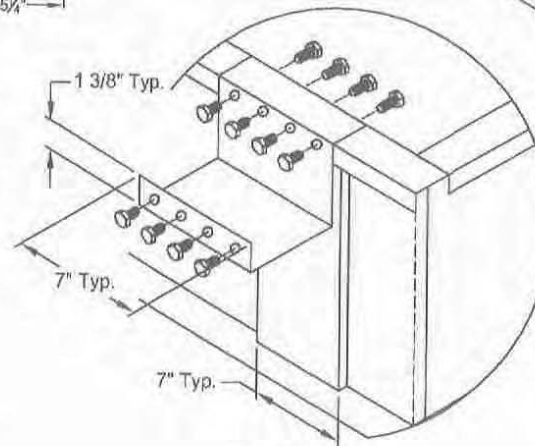
- Attach ductwork to roof curb. Flanges of duct rest on top of curb. Support ductwork below the curb.



**CURB DETAIL**



**HOLD DOWN DETAIL**



**DETAIL B**



3847 WABASH DRIVE  
MIRA LOMA, CA 91725

PHONE (951) 685-1101  
FAX (619) 872-9799

SUBMITTED TO: \_\_\_\_\_  
COMPANY: \_\_\_\_\_  
JOB NAME: \_\_\_\_\_  
EQUIPMENT: \_\_\_\_\_  
NOTES: \_\_\_\_\_

FORM NO:  
CBWC-115

DATE:  
09/27/18

REV:  
5

PART NUMBER:  
CBWCSLM1830 SERIES

DRAWN BY:  
ALL