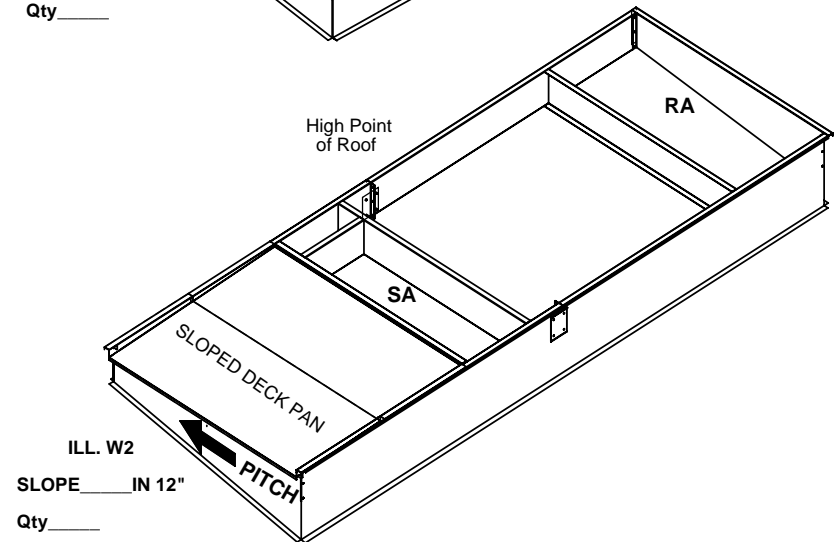
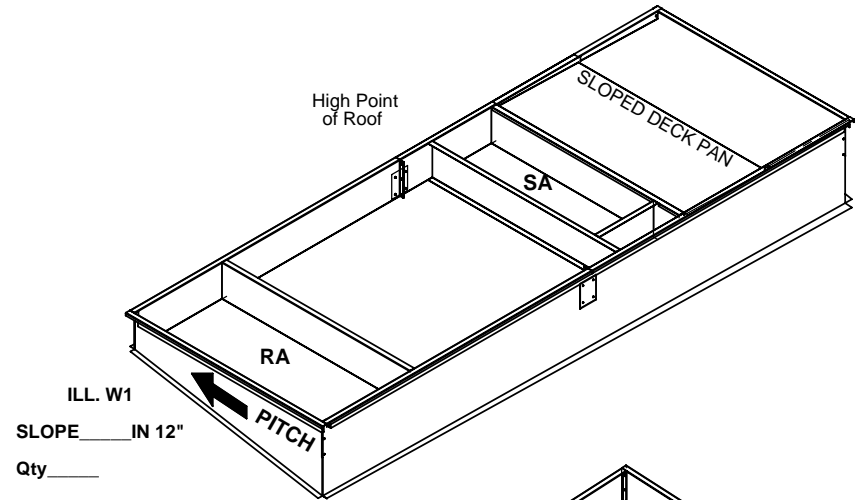
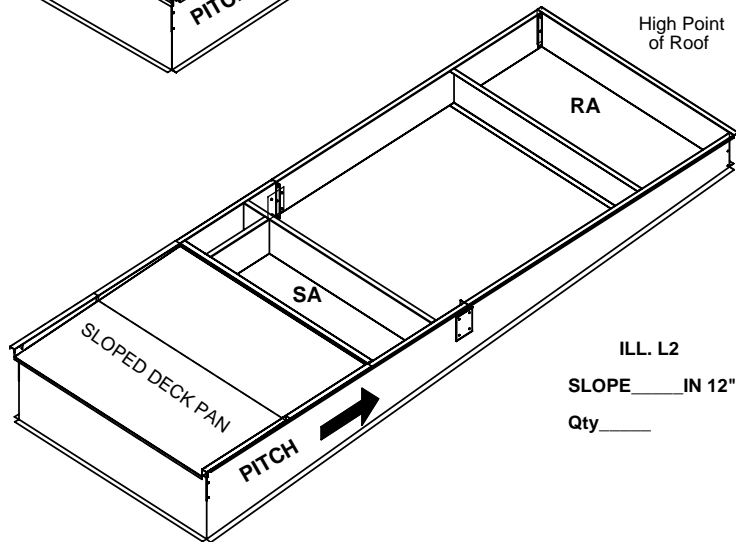
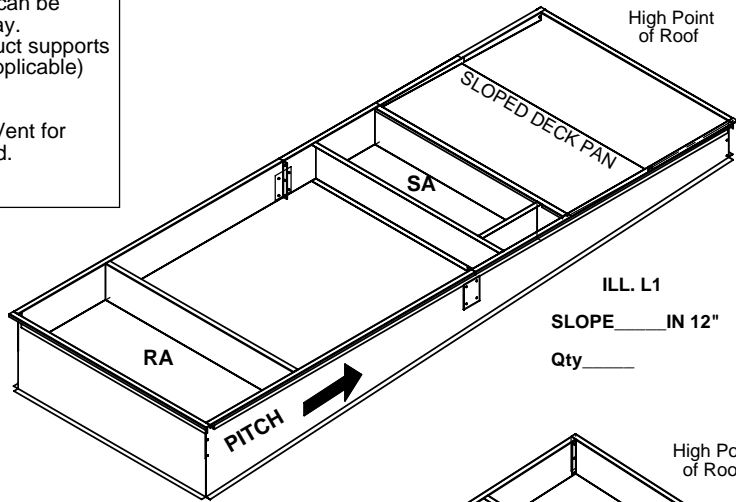


NOTES

- Select your proper pitch configuration. Provide slope (inches per foot) and quantity for each illustration required.
- When ordering as a knock down roof curb, supply and return air openings can be configured either way. Example: Rotate duct supports and deck pans (if applicable) 180°.
- Please contact ProVent for assistance if needed.

PITCHED ROOF CURB ILLUSTRATION FORM FOR MILLENNIUM AND YPAL SERIES CURBS



1392 E. PALOMAR ST. # 403-234
CHULA VISTA, CA 91913

PHONE (619) 498-9246
FAX (619) 872-9799

SUBMITTED TO: _____
COMPANY: _____
JOB NAME: _____
EQUIPMENT: _____
NOTES: _____

FORM NO:
CBKD-129

PART NUMBER:
MIL SERIES

DATE:
7/14/2016

REV:
2

DRAWN BY:
CNG