

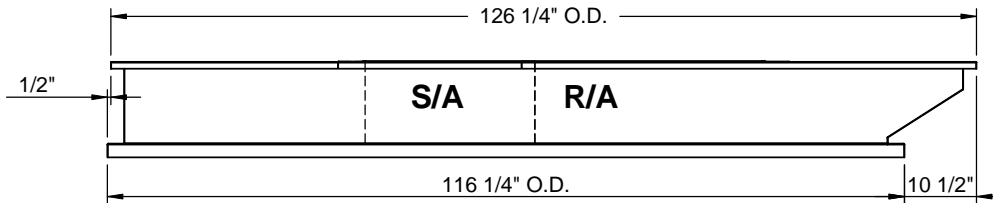
FEATURES:

- Gasketing package provided.
- Insulation: 1"-1.5 lb. Density.
- Estimated Weight: 250 Lbs.
- All Galvanized Welded Construction.

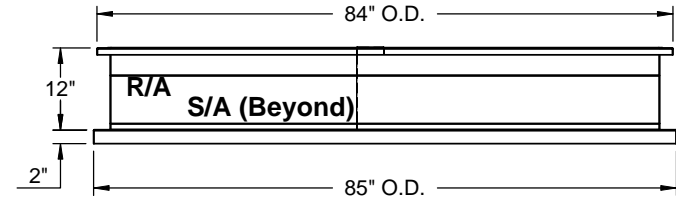
CURB ADAPTER

EXISTING YORK:
DH/DM/BP/ZF 180
BCH/DCE/DCG 180

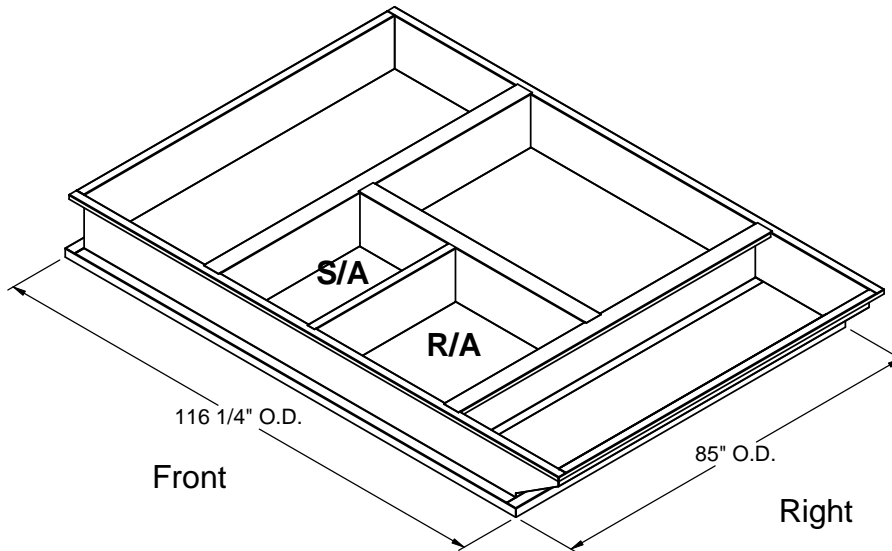
FOR YORK UNITS:
ZJ/DJZR/WJ/DH/DR/WR/DM 180-300 ZF 210-300 BP/BQ 240
XP 180-240



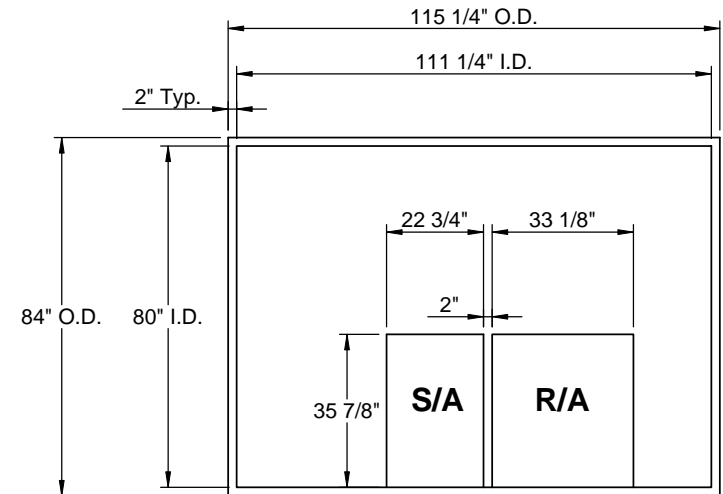
FRONT VIEW



RIGHT VIEW



ISOMETRIC VIEW



EXISTING CURB



3847 WABASH DRIVE
MIRA LOMA, CA 91752
PHONE (951) 685-1101
FAX (619) 872-9799

SUBMITTED TO: _____
COMPANY: _____
JOB NAME: _____
EQUIPMENT: _____
NOTES: _____

FORM NO:

PART NUMBER:
CA-SLM1830-YRK03

DATE:
5/3/2011

REV:
1

DRAWN BY:
FMM