

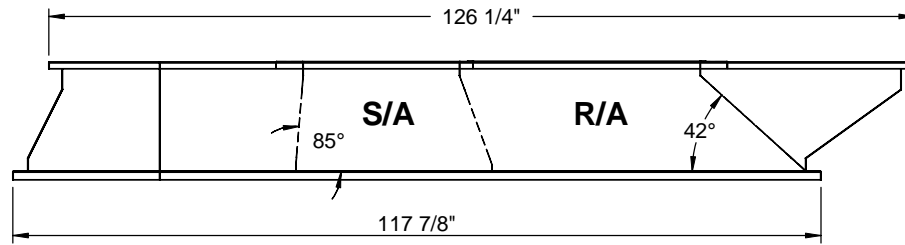
FEATURES:

- Gasketing package provided.
- Insulation: 1"-1.5 lb. Density.
- Estimated Weight: 360 Lbs.
- All Galvanized Welded Construction.

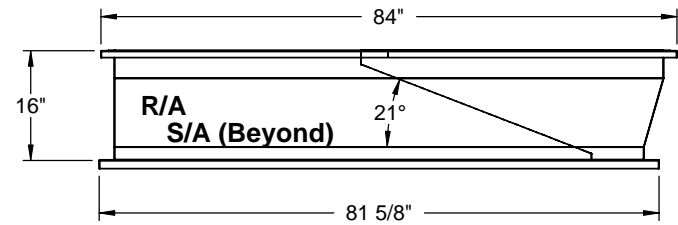
CURB ADAPTER

EXISTING TRANE:
 YCD, TCD, WCD 240-300; YCD, TCD 180E, 181C, 210E, 211C, 240B, 240E, 241C, 300B, 300E, 301C;
 WCD 240B; TCD 241B

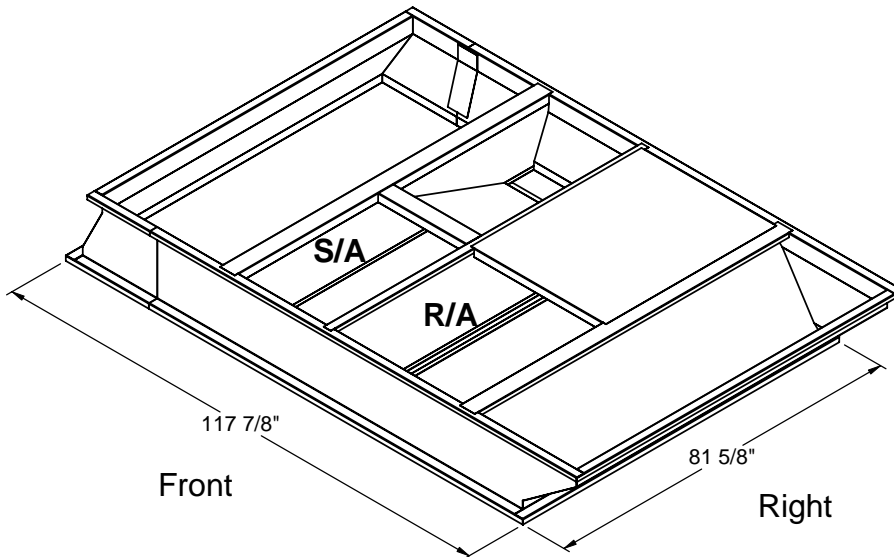
FOR YORK UNITS:
 ZJ/ZF/DJ/ZR/WJ/DH/DR/WR/DM 180-300 BP/BQ 240



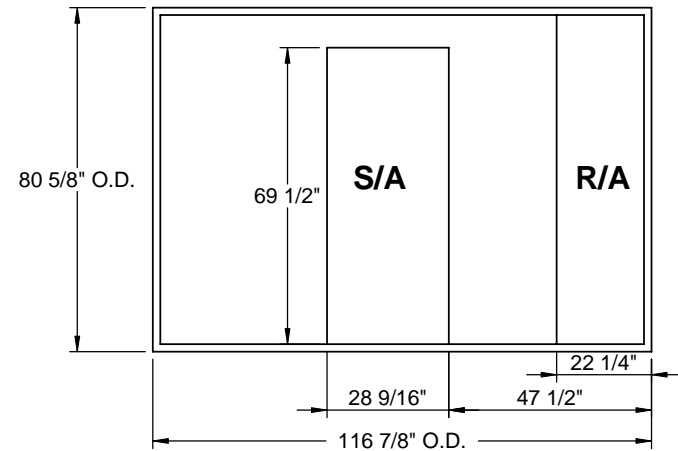
FRONT VIEW



RIGHT VIEW



ISOMETRIC VIEW



EXISTING CURB



1392 EAST PALOMAR STREET
 SUITE 403-234
 CHULA VISTA, CA 91913

PHONE (619) 498-9246
 FAX (619) 872-9799

SUBMITTED TO: _____
 COMPANY: _____
 JOB NAME: _____
 EQUIPMENT: _____
 NOTES: _____

FORM NO: _____

DATE:
 8/31/2009

PART NUMBER:
 CA-SLM1830-TRN04

REV:
 2

DRAWN BY:
 FMM