

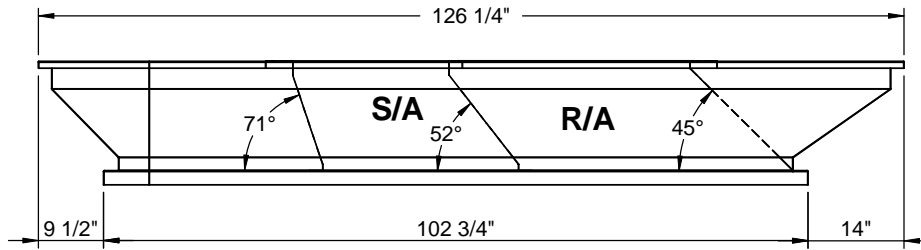
FEATURES:

- Gasketing package provided.
- Insulation: 1"-1.5 lb. Density.
- Estimated Weight: 350 Lbs.
- All Galvanized Welded Construction.

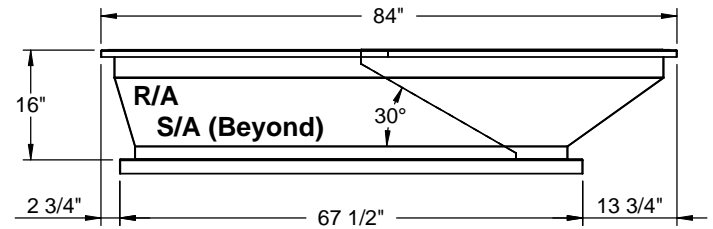
CURB ADAPTER

EXISTING TRANE:
TCD, WCD, YCD 180B, 121C, 210C, 150B, 150D, 151C

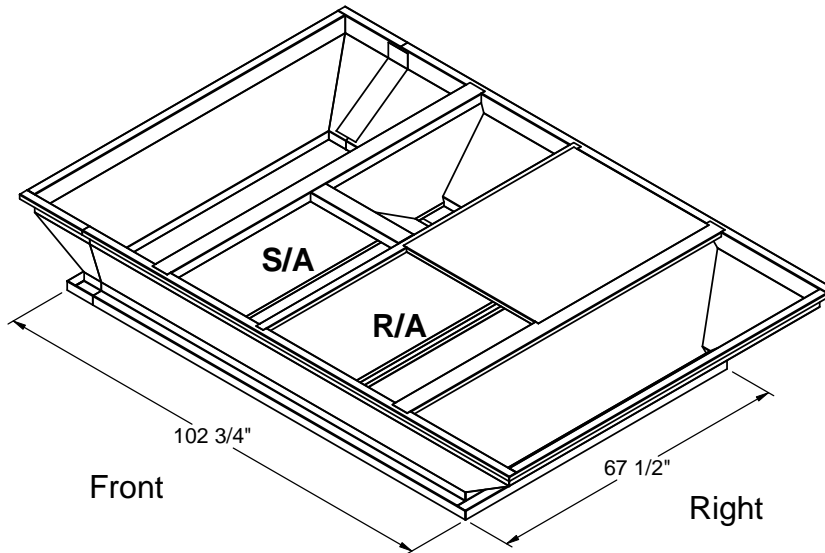
FOR YORK UNITS:
ZJ/DJ/ZR/WJ/DH/DR/WR/DM 180-300; XP 180-240; ZF 240-300; BP/BQ 240



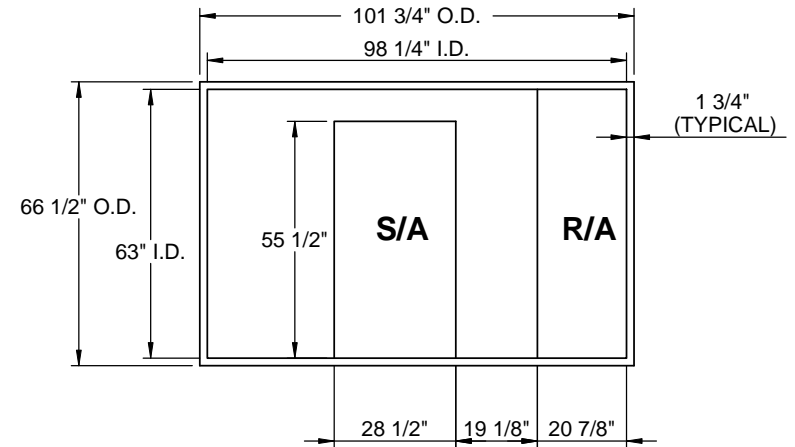
FRONT VIEW



RIGHT VIEW



ISOMETRIC VIEW



EXISTING CURB



3847 WABASH DRIVE
MIRA LOMA, CA 91752

PHONE (951) 685-1101
FAX (619) 872-9799

SUBMITTED TO: _____
COMPANY: _____
JOB NAME: _____
EQUIPMENT: _____
NOTES: _____

FORM NO: _____

DATE:
9/16/2013

PART NUMBER:
CA-SLM1830-TRN03

REV:
3

DRAWN BY:
CNG