

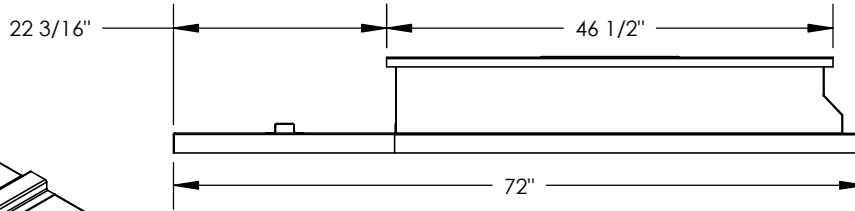
FEATURES:

- Gasketing package provided.
- Insulation: 1"-1.5 lb. Density.
- Estimated Weight: 100 Lbs.
- All Galvanized Welded Construction.

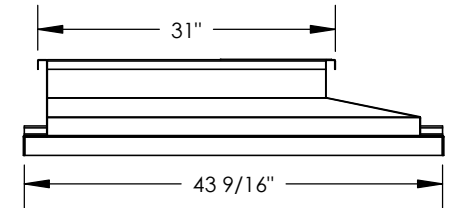
CURB ADAPTER

EXISTING RHEEM:
RKNA, RKNL, RKPL, RJKA, RJNA, RJNL, RJPL, RLNA, RLNL, RLPL 036-060
RKKA, RLKA 036-072

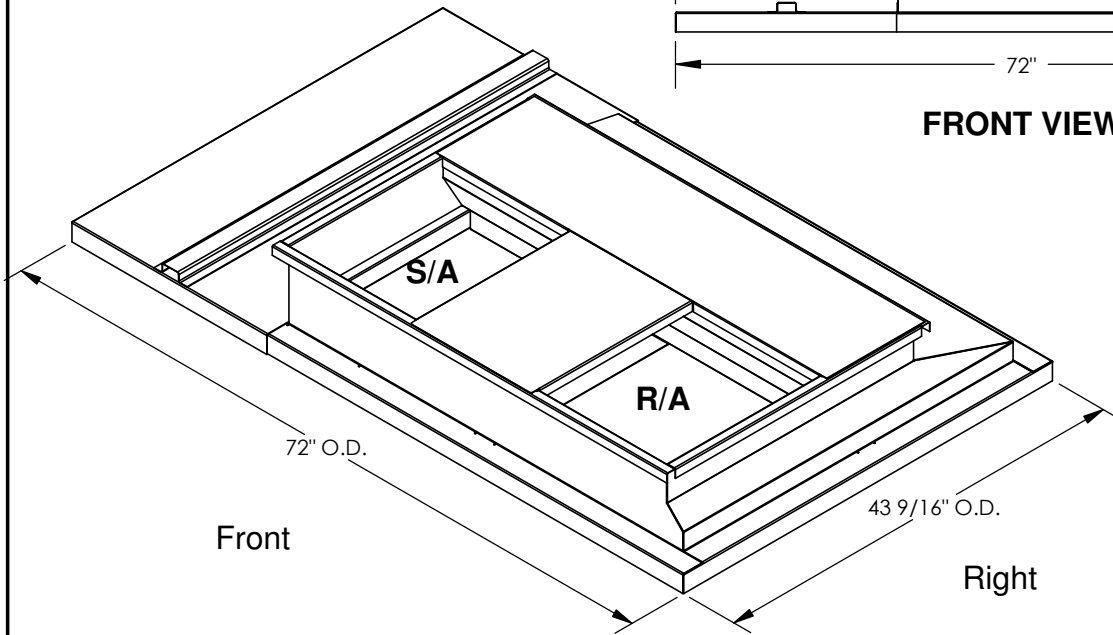
FOR YORK UNITS:
PCG4A, PCE4A 024-042/ PHE4A, PHG4A 024-030



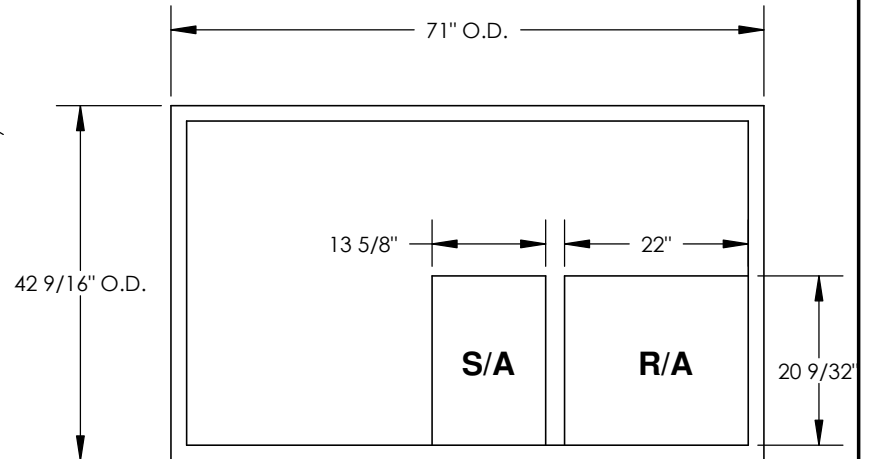
FRONT VIEW



RIGHT VIEW



ISOMETRIC VIEW



Note: Curb dimensions and Return/ Supply openings must be verified prior to ordering due to the variance in Trane curbs from the Factory. ProVent cannot be responsible for fitment issues.

EXISTING CURB



3847 WABASH DR.
MIRA LOMA, CA 91725

PHONE (951) 685-1101
FAX (619) 872-9799

SUBMITTED TO: _____
COMPANY: _____
JOB NAME: _____
EQUIPMENT: _____
NOTES: _____

FORM NO: _____

PART NUMBER:
CA-LXS-RHM10

DATE:
5/6/2016

REV:
-

DRAWN BY:
JG